

GTS20-33

IC-PNEUMATIC LPG/DIESEL
2000 / 2500 / 3000 / 3300 kg
4000 / 5000 / 6000 / 6600 lbs.



CLARK®

THE FORKLIFT

GTS Comfort Operator

Hood Mounting Lever

Ergonomic design for improved performance
Lever angled by 15° for convenient operation.

Tiltable steering column

The tiltable steering column can be adjusted to the driver's posture maximizing work efficiency.

Hand parking Brake

The lever-style hand brake is easily applied in the same way as a car.

Convenient console

A convenient console is located on the left, facilitating storage for any work documents.

Full suspension seat

A full suspension seat is standard to minimize driver fatigue. Designed for the driver's utmost comfort by supporting their back and hips during long working periods.



Highly Manoeuvrable, Easily Serviceable, Broadly Flexible, Extremely Dependable

The GTS series proudly adds to CLARK's unique history of building the best forklifts with evolutionary steps in ergonomics, power, safety, durability, and performance. These models, designed for distribution, manufacturing and warehousing of all types, are suited for the toughest applications.

95%

The large operator compartment's controls and seating are designed to maximize operator space and comfortably accommodate the ninety-five percentile in height range of the world's adult population.

- Nested upright rails provide positive rail interlock and a narrow "column" to maximize the vision window. The overhead guard safety bars run parallel to the operator's line of sight resulting in a clear, unobstructed view.

Smooth Control + Easy Operation =
Operator Confidence & Optimum Comfort



Mast cylinder cushion function

The regulator valve inside the cylinder prevents accidental mast lowering. The cushion function allows an operator to recognize that the forks are slowing before the forks reach the floor.

Wet disc brake

Enclosed and oil cooled for smooth, quiet operation. Built with long life lining material. Less downtime and lower maintenance costs.



Separate Transmission & Drive Axle

Reduces vibration & noise.

Low, open foot steps

open foot steps with traction plates make entry/exit quick, easy and safe... from either side.



Rugged Durability, High Performance, Extreme Environments, Demanding Applications

The GTS series is designed to tackle any task placed in its path. The radiator ensures optimum cooling for the transmission and provides maximum cooling for the engine, transmission and for the axle in the harshest environments and the most demanding applications.

Safety

- Neutral Start: If the Gear lever is not positioned in neutral, the engine will not start.
- Tilt Lock Valve: Prevents the accidental forward tilting of the mast while engine is switched off.
- Gas Springs with Automatic Lock: Prevents accidental closure of hood.
- Safety valve: Prevents accidental uncontrolled mast lowering in the event of oil pressure hose damage.
- Forward and reverse travel is not possible whilst the parking brake is in the on position.

Maximum Visibility + Minimum Fatigue =
Ultimate Safety & Product Integrity



GTS20-33 STANDARD FEATURES & BENEFITS




PARKING BRAKE

- **Simple & Error Proof**
 - Transmission disengages when parking brake is set preventing driving against brakes.
 - Horn will sound if brake is not set after 3 seconds from when the engine is shut off.

HYDRAULIC SYSTEM

- **Maximum Horsepower**
 - Uses a load-sensing flow control valve for steering to reduce horsepower loss and heat buildup.
- **Optimum Performance Of Attachments**
 - The main hydraulic valve incorporates adjustable flow controls for tilt and auxiliary functions.
- **Sectional Design**
 - Allows for easy addition of extra functions and simplifies service.
- **Upright Mounted Load Lowering Valve**
 - Controlled lowering speed independent of load speed.



THE POWER BEHIND THE PUNCH

- **Mitsubishi LPG Engine (2.3L, 51.6kW)**
 - The highly fuel-efficient Mitsubishi 4G64 LPG engine is fitted with a PSI LPG system providing an extremely high degree of reliability and excellent performance.
- **Isuzu Diesel Engine (2.1L, 46kW)**
 - Meets all EU exhaust gas emission (stage IIIB).
 - High pressure common rail direct injection.
 - High peak torque.
 - With the installed oxidation catalyst (DOC) there is no machine downtime. The exhaust aftertreatment is done during the operation. Alternative systems with DPF (diesel particulate filter) require a regeneration process, which means truck downtime during the operation.
- **Yanmar Diesel Engine (3.3L, 44kW)**
 - For non-EU diesel engine emission regulation countries
 - Provides exceptional output and high torque.


Available Equipment

- Mirrors
- Sideshifters
- Strobe lights
- Backup alarm
- Rear work light
- Auxiliary valves
- Wide drive tyres
- Turn signal lights
- Hose adaptations
- Combination lights
- Tyre options
- Air-Pre-cleaner
- Hydraulic control options
- Air cleaner safety element
- Suspension seat, vinyl and cloth
- Swing-down LPG tank bracket
- LED lights




ONE-PIECE FRAME

- Heavy duty, welded, and formed steel plate design protects from impact damage and extends the life of the truck.
- Integral hydraulic sump provides cooling for hydraulics.



STEERING AXLE

- **Rugged Design**
 - Linkage pivot pins have a “double shear” design to withstand impact without loosening or breaking.
- **Simple Axle Design**
 - Double-ended cylinder provides steering force.



RUGGED UPRIGHT AND CARRIAGE

- **I-Channel Construction**
 - Maximizes visibility and stiffness, allows for internal hosing and wiring.
 - Six carriage rollers and two side-thrust rollers minimize deflection and sideplay, reduce roller contact stress and extend component life.
 - Hydraulic cushioning valves provide silent staging of the rails to reduce shock during both lifting and lowering.
- **Shimmable, Sealed & Canted Load Rollers**
 - Maximize Load Distribution & Reduce Free Play.



DASH DISPLAY

- **Microprocessor**
 - Monitors condition and controls functions of the truck system.
 - Controls neutral starting and prevents cranking while the engine is running.
- **LCD Display**
 - Hourmeter and maintenance interval are displayed on the LCD screen.
- **LED Lights Indicate**
 - Transmission temperature • Engine oil pressure
 - Alternator charge • Fuel system malfunction
 - Park brake applied • Maintenance required • Seat belt



OPERATOR COMPARTMENT

- **Fully Adjustable Seat**
 - 6,096 cm / 2.4” vertical travel.
 - 20° backrest adjustment range.
 - 15,24 cm / 6” fore / aft adjustment.
 - Contoured for support.
 - Non-cinching, retractable seat belt.
- **Thick Molded Floor Mat**
 - Reduces vibration and noise level.
 - Improves operator comfort.
- **Minimal Arm Fatigue**
 - Electronic directional controls enable true fingertip operation.
- **Tilt Steering Column**
- **Largest Operator Compartment In The Industry**

BUILT TO LAST.®



CLARK EUROPE GmbH
Dr.-Alfred-Herrhausen-Allee 33 · 47228 Duisburg / Germany
Tel: +49 (0)2065 499 13-0 · Fax: +49 (0)2065 499 13-290
Info-europe@clarkmheu.com · www.clarkmheu.com

GTS20-33

C20/25/30/32C &

Dealer: